



BànlǚTires

Better Wheel, Better Life.

BTE
BETTER HOLDING



www.btegroup.cn



ENTERPRISE INTRODUCTION

BTE Holding Group Co., Ltd

was established in 2007, the registered capital of 100 million yuan, the company address is located in Qingdao Laoshan District Shangshi Center, fixed assets of 1.4 billion yuan, the group company consists of four production companies, two domestic and foreign sales companies, four supporting production center service companies, BETTER HOLDING is integrated group company which include research and development, mold, production, sales. The company's products are steel tubeless light truck, heavy truck wheel, agricultural wheel, forged truck and bus aluminum alloy wheel. The company has an annual output of 6 million sets of wheels, and our products are sold all over the world, with exports accounting for 60% and domestic sales accounting for 40%. It is the strategic supplier of FAW, Dongfeng, Sinotruk, Shanxi Automobile, JAC and Foton Automobile.


BTE
BETTER HOLDING

Company brand BETTER, products have passed ISO/TS16949 certification, European TUV certification, the USA DOT certification, Brazil INMETRO certification. BETTER always follows the corporate philosophy of "development with morality", adhering to the corporate mission of "Carrying responsibility and driving civilization", relying on superb R&D and manufacturing technology, BETTER provides the most exquisite wheels for global users, and creates a simple, fair and pure working environment for employees.





BTE
BETTER HOLDING



SIZE (inch)	Bolt Pattern (mm)	Hub bore (mm)	Hand Hole	Offset (mm)	Weight (lbs)	Max Load & Infl. (lbs) - (psi)
19.5 x 6.75 Dual	8 / 275	221	8	142	65	5500 - 110
17.5 x 6.75 Dual	8 / 275	221	4	142	59	6200 - 125
22.5 x 8.25	10 / 285.75	220	5	168	68	7400 - 120
22.5 x 8.25	10 / 285.75	220	2	168	70	7400 - 120
22.5 x 8.25	10 / 285.75	220	5	168	70	7800 - 120
22.5 x 8.25	10 / 285.75	220	2	168	72	7800 - 120
22.5 x 8.25	10 / 285.75	222	2	168	72	7800 - 120
22.5 x 8.25	Demountable	/	/	/	68	7300 - 120
22.5 x 8.25	10 / 285.75	220	2	168	85	8000 - 120
22.5 x 9.00	10 / 285.75	220	10 / 5	168	101	9000 - 120
24.5 x 8.25	10 / 285.75	220	2	168	84	8000 - 120
24.5 x 8.25	10 / 285.75	220	2	168	95	8000 - 120
24.5 x 8.25	10 / 285.75	222	2	168	95	8000 - 120

OFFICE ADDRESS: Room 706 , Building 7 SIIC Center , No.188 Haier Road , Laoshan District , Qingdao , China
FACTORY ADDRESS: No.25 Guangkai Road,Guangrao Economic Development Zone,Dongying,Shandong,China
E-MAIL: bettersonia@betterwheel.cn | TEL: 0086-532-66888222 | FAX: 0086-532-68721976 | WEB: www.btegroup.cn

SIZE (inch)	Bolt hole (mm)	P.C.D (mm)	Center Hole (mm)	Offset (mm)	Dsick Thickness (mm)	Capacity (kg)
17.5 x 5.25	5 - ø29	203.2	146	118	10	1700
17.5 x 6.00	6 - ø21	205	161	127	12	1700
17.5 x 6.00	5 - ø32	208	150	127	12	1700
17.5 x 6.00	6 - ø32	222.25	164	135	12	1700
17.5 x 6.00	10 - ø26	225	176	125	12	1700
17.5 x 6.00	5 - ø32	203.2	146	118	10	1700
17.5 x 6.00	6 - ø24	222.25	161	127	10	1700
17.5 x 6.00	8 - ø26	275	221	134	10	1700
17.5 x 6.75	5 - ø29	203.2	146	127	12	2000
17.5 x 6.75	6 - ø21	205	161	127	12	2000
17.5 x 6.75	5 - ø32	208	150	127	12	2000
17.5 x 6.75	6 - ø32	222.25	164	127	12	2000
17.5 x 6.75	10 - ø26	225	176	142	12	2000
17.5 x 6.75	8 - ø26	275	221	140	12	2000
19.5 x 6.75	6 - ø32	222.25	164	145	12	2180
19.5 x 6.75	8 - ø32	285	221	140	14	2180
19.5 x 6.75	8 - ø32	275	214	140	12	2180
19.5 x 6.75	10 - ø26	225	176	145	12	2180
19.5 x 7.50	6 - ø32	222.25	164	152	12	2500
22.5 x 7.50	8 - ø32	285	221	153	14	2575
22.5 x 7.50	10 - ø26	335	281	153	14	2575
22.5 x 8.25	8 - ø32	275	221	169	14	3350
22.5 x 8.25	8 - ø32	285	221	169	14	3350
22.5 x 8.25	10 - ø32	285.75	222	169	14	3350
22.5 x 8.25	10 - ø27	335	281	169	14	3350
22.5 x 8.25	8 - ø32	275	221	169	16	3550
22.5 x 8.25	8 - ø32	285	221	169	16	3550
22.5 x 8.25	10 - ø32	285.75	222	169	16	3550
22.5 x 8.25	10 - ø27	335	281	169	16	3550
22.5 x 9.00	8 - ø32	275	221	175	14	3750
22.5 x 9.00	8 - ø32	285	221	175	14	3750
22.5 x 9.00	10 - ø32	285.75	222	175	14	3750
22.5 x 9.00	10 - ø26	335	281	175	14	3750
22.5 x 9.00	8 - ø32	275	221	175	16	4000
22.5 x 9.00	8 - ø32	285	221	175	16	4000
22.5 x 9.00	10 - ø32	285.75	222	175	16	4000
22.5 x 9.00	10 - ø26	335	281	175	16	4000
5.5J x 16	6 - ø32	222.25	164	115	10	1000
5.5J x 16	5 - ø32	208	150	119	10	1000
5.5J x 16	6 - ø21	205	161	127	10	1000
6J x 16	6 - ø32	222.25	165	125	10	1500
6J x 16	5 - ø32	208	150	127	10	1500





BTE
BETTER HOLDING



**BETTER WHEEL
HIGH QUALITY**

OFFICE ADDRESS: Room 706 , Building 7 SIIC Center , No.188 Haier Road , Laoshan District , Qingdao , China
FACTORY ADDRESS: No.25 Guangkai Road,Guangrao Economic Development Zone,Dongying,Shandong,China
E-MAIL: bettersonia@betterwheel.cn | TEL: 0086-532-66888222 | FAX: 0086-532-68721976 | WEB: www.btegroup.cn

WHEEL SIZE	TYRE SIZE	PCD	BOLT HOLE	CENTER HOLE	OFFSET	HAND HOLE	QUANTITY with tyre	QUANTITY (in bulk) FOR 40 HQ	QUANTITY (by pallets) FOR 40HQ
8LBX16	10.5/65R16	205	6--21	161	0	6	/	1280	1280
5.5KX16	7.00R16	190	6--21	140	115	6	/	1680	1680
5.5KX16	7.00R16	208	5-32	150	112	5	/	1680	1680
5.5KX16	7.00R16	203.2	5--32	146	115	5	/	1680	1680
17.5x5.25	205/75R17.5	205	6--21	161	126	6	/	1320	1320
17.5X6.00	215/70 R17.5	222.25	6--32	164	135	6	500	1320	1320
17.5x6.75	225/75R17.5	222.25	6--32	164	141	6	450	1200	1200
19.5X6.75	9.5R19.5	222.25	6--32	164	145	6	350	950	880
19.5X7.5	265/70R22.5	222.25	6--32	164	152	6	350	900	792
19.5X8.25	285/70R19.5	221	8--26	164	164	7	350	704	704
22.5X7.5	10R22.5	335	10--26	281	153	10	240	700	720
22.5X8.25	11R22.5	285	8--32	221	165	10	216	700	640
22.5X8.25	11R22.5	335	10--26	281	169	10	216	700	640
22.5x9.00	315/80R22.5 /12R22.5	335	10--26	281	175	10	216	700	640
22.5x9.75	13R22.5	335	10--26	281	180	10	168	560	480
22.5x11.75	385/65R22.5	335	10--26	281	120	18	166	540	480
22.5x11.75	385/65R22.5	335	10--26	281	0	18	166	540	480
5.5J*16	185/75R16C	170	6--21	130	106	6	/	1820	1680



TUBE WHEEL



BTE
BETTER HOLDING




SIZE (inch)	Bolt hole	Center hole (mm)	P.C.D (mm)	Offset (mm)
6.00G-16	6-φ24	φ164	φ222.25	120
6.00G-16	6-φ32	φ164	φ222.25	127
7.50V-20	10-φ26	φ281	φ335	165
8.00V-20	10-φ26	φ281	φ335	175
8.5-20	10-φ26	φ281	φ335	175,180
8.5-24	10-φ26	φ281	φ335	175,180



OFFICE ADDRESS: Room 706 , Building 7 SIIC Center , No.188 Haier Road , Laoshan District , Qingdao , China
FACTORY ADDRESS: No.25 Guangkai Road,Guangrao Economic Development Zone,Dongying,Shandong,China
E-MAIL: bettersonia@betterwheel.cn | TEL: 0086-532-66888222 | FAX: 0086-532-68721976 | WEB: www.btegroup.cn

SIZE (inch)	Bolt hole	Center hole (mm)	P.C.D (mm)	Offset (mm)
13x4.5J	6-φ15	φ115	φ160	98
14x5J	6-φ17	φ134	φ170	112,120
6Jx15	6-φ20	φ140	φ190	115
5.5Jx16	5-φ21	φ146	φ203.2	118,127
5.5Jx16	5-φ29	φ146	φ203.2	116,127
5.5Jx16	5-φ32	φ150	φ208	115,119
5.5Jx16	5-φ32	φ146	φ203.2	115,119,127
5.5Jx16	6-φ21	φ130	φ170	106
5.5Jx16	6-φ21	φ140	φ190	108,115,127
5.5Jx16	6-φ21	φ161	φ205	116,119,127
5.5Jx16	6-φ24	φ164	φ222.25	127
5.5Jx16	6-φ32	φ164	φ222.25	115,122,127
6Jx16	5-φ20	φ146	φ203.2	112
6Jx16	5-φ29	φ146	φ203.2	122
6Jx16	5-φ29	φ146	φ203.2	125
6Jx16	5-φ32	φ150	φ208	127
6Jx16	5-φ32	φ146	φ203.2	120,130
6Jx16	6-φ32	φ164	φ222.25	127,130
17.5x6.00	5-φ29	φ146	φ203.2	118,122,127,135
17.5x6.00	5-φ32	φ150	φ208	118,127,135
17.5x6.00	6-φ17	φ134	φ170	32
17.5x6.00	6-φ21	φ161	φ205	118,125,127,135
17.5x6.00	6-φ24	φ161	φ222.25	127
17.5x6.00	6-φ32	φ164	φ222.25	115,118,127,135
17.5x6.00	10-φ26	φ176	φ225	117,125,130,135
17.5x6.75	5-φ29	φ146	φ203.2	127
17.5x6.75	5-φ32	φ150	φ208	127
17.5x6.75	6-φ21	φ161	φ205	127,132,138
17.5x6.75	6-φ32	φ164	φ222.25	127,137,142,145
17.5x6.75	10-φ26	φ176	φ225	127,135,142
19.5x6.75	6-φ32	φ164	φ222.25	136,140,145,152
19.5x6.75	8-φ24	φ221	φ275	140,145
19.5x6.75	8-φ26	φ221	φ275	140,145
19.5x6.75	8-φ32	φ221	φ285	140,145
19.5x6.75	8-φ32	φ214	φ275	135,140
19.5x6.75	10-φ26	φ176	φ225	140,145
19.5x7.50	6-φ32	φ164	φ222.25	142,152
19.5x7.50	8-φ24	φ221	φ275	142,146,152,155
19.5x7.50	8-φ26	φ221	φ275	145,152
19.5x7.50	10-φ26	φ176	φ225	142,152,155
19.5x8.25	6-φ21.5	φ161	φ205	10
19.5x8.25	6-φ32	φ164	φ222.25	74,90,100
19.5x8.25	8-φ21.5	φ221	φ275	10
19.5x8.25	8-φ24	φ221	φ275	165
19.5x8.25	8-φ26	φ221	φ275	160,165
19.5x8.25	10-φ26	φ176	φ225	146,160,165

SIZE (inch)	Bolt hole	Center hole (mm)	P.C.D (mm)	Offset (mm)
19.5x14.00	8-φ21.5	φ221	φ275	0
19.5x14.00	8-φ26	φ221	φ275	0
19.5x14.00	10-φ26	φ281	φ335	0,120
19.5x14.00	10-φ27	φ281	φ335	0,120
22.5x6.75	8-φ24	φ221	φ275	145,152
22.5x6.75	8-φ26	φ221	φ275	145,152
22.5x6.75	8-φ32	φ214	φ275	142,145,150,152
22.5x6.75	10-φ26	φ220	φ285.75	145,153
22.5x7.50	8-φ24	φ221	φ275	153,160,165
22.5x7.50	8-φ26	φ221	φ275	153,165
22.5x7.50	8-φ32	φ214	φ275	140,153,165
22.5x7.50	8-φ32	φ221	φ285	153,165
22.5x7.50	10-φ26	φ220	φ285.75	153,165
22.5x7.50	10-φ32	φ222	φ285.75	153,165
22.5x8.25	8-φ24	φ221	φ275	160,165,169
22.5x8.25	8-φ27	φ221	φ275	169
22.5x8.25	8-φ32	φ214	φ275	160,169
22.5x8.25	8-φ32	φ221	φ285	165,169
22.5x8.25	10-φ26	φ220	φ285.75	169,171
22.5x8.25	10-φ26	φ281	φ335	169
22.5x8.25	10-φ27	φ281	φ335	169
22.5x8.25	10-φ32	φ222	φ285.75	169
22.5x9.00	8-φ24	φ221	φ275	175
22.5x9.00	8-φ26	φ221	φ275	0,80
22.5x9.00	8-φ32	φ214	φ275	175
22.5x9.00	10-φ26	φ220	φ285.75	175
22.5x9.00	10-φ26	φ281	φ335	0,30,120,125,175
22.5x9.00	10-φ27	φ281	φ335	0,175
22.5x9.00	10-φ32	φ222	φ285.75	175
22.5x11.75	8-φ21.5	φ221	φ275	0,120
22.5x11.75	8-φ24	φ221	φ275	0,120
22.5x11.75	10-φ26	φ281	φ335	0,120
22.5x11.75	10-φ26	φ220	φ285.75	0,120
22.5x11.75	10-φ27	φ281	φ335	0,120
22.5x13.00	10-φ26	φ281	φ335	0,75,120
22.5x13.00	10-φ26	φ220	φ285.75	0,120
22.5x14.00	10-φ26	φ281	φ335	0,120
22.5x14.00	10-φ26	φ220	φ285.75	0,120
24.5x8.25	10-φ26	φ281	φ335	168
24.5x8.25	10-φ26	φ220	φ285.75	168
8.5x24	10-φ26	φ281	φ335	175,180
demountable 22.5x8.25	/	/	/	120
demountable 22.5x9.00	/	/	/	116




TUBELESS STEEL WHEEL

ALUMINUM WHEEL



BTE
BETTER HOLDING



SIZE(inch)	Bolt hole	Center hole(mm)	P.C.D(mm)	Weight(kg)
16*5.5K	5-ø29	ø146	ø203.2	10.0
16*5.5K	5-ø32	ø146	ø203.2	10.8
16*5.5K	6-ø21	ø140	ø190	10.8
16*5.5K	6-ø24	ø164	ø222.25	10.0
16*5.5K	6-ø26	ø161	ø222.25	10.0
16*5.5K	6-ø32	ø164	ø222.25	10.9
16*6K	5-ø21	ø146	ø203.2	10.9
16*6K	5-ø24	ø146	ø203.2	10.9
16*6K	5-ø26	ø146	ø203.2	10.9
16*6K	5-ø32	ø146	ø203.2	10.9
16*6K	5-ø32	ø150	ø208	10.9
16*6K	6-ø21	ø140	ø190	10.5
16*6K	6-ø24	ø140	ø190	10.5
16*6K	6-ø24	ø164	ø222.25	10.1
16*6K	6-ø32	ø164	ø222.25	10.4
17.5*6.0	5-ø32	ø150	ø208	13.3
17.5*6.0	6-ø21	ø161	ø205	13.2
17.5*6.0	6-ø21	ø161.1	ø222.25	13.2
17.5*6.0	6-ø24	ø140	ø190	13.2
17.5*6.0	6-ø24	ø164	ø222.25	13.0
17.5*6.0	6-ø24	ø161	ø222.25	13.2
17.5*6.0	6-ø26	ø161	ø205	13.2
17.5*6.0	6-ø32	ø164	ø222.25	13.4
17.5*6.0	10-ø26	ø176	ø225	12.5

OFFICE ADDRESS: Room 706 , Building 7 SIIC Center , No.188 Haier Road , Laoshan District , Qingdao , China

FACTORY ADDRESS: No.25 Guangkai Road,Guangrao Economic Development Zone,Dongying,Shandong,China

E-MAIL: bettersonia@betterwheel.cn | TEL: 0086-532-66888222 | FAX: 0086-532-68721976 | WEB: www.btegroup.cn

SIZE(inch)	Bolt hole	Center hole(mm)	P.C.D(mm)	Weight(kg)
17.5*6.75	6-ø24	ø202	ø245	13.9
17.5*6.75	6-ø26	ø202	ø245	13.9
17.5*6.75	6-ø32	ø164	ø222.25	14.3
17.5*6.75	8-ø24	ø221	ø275	13.0
17.5*6.75	8-ø26	ø221	ø275	13.0
17.5*6.75	8-ø32	ø221	ø275	13.0
17.5*6.75	10-ø26	ø176	ø225	13.8
17.5*6.75	10-ø32	ø176	ø225	13.8
19.5*6.75	6-ø32	ø164	ø222.25	17.4
19.5*6.75	8-ø26	ø221	ø275	17.0
19.5*6.75	8-ø24	ø221	ø275	16.7
19.5*6.75	8-ø32	ø221	ø275	16.6
19.5*6.75	10-ø26	ø176	ø225	17.0
19.5*7.5	6-ø32	ø164	ø222.25	19.2
19.5*7.5	8-ø24	ø221	ø275	18.0
19.5*7.5	8-ø26	ø221	ø275	18.0
19.5*7.5	8-ø32	ø221	ø275	18.0
19.5*7.5	10-ø26	ø176	ø225	18.5
19.5*14.0	8-ø26	ø221	ø275	25.9
19.5*14.0	10-ø26	ø176	ø225	26.6
22.5*7.5	8-ø24	ø221	ø275	25.9
22.5*7.5	8-ø24	ø221	ø285	25.3
22.5*7.5	8-ø26	ø221	ø275	25.9
22.5*7.5	8-ø26	ø221	ø285	25.9
22.5*7.5	8-ø32	ø221	ø285	25.9
22.5*7.5	10-ø24	ø281.2	ø335	23.9
22.5*7.5	10-ø26	ø281.2	ø335	23.9
22.5*7.5	10-ø32	ø281.2	ø335	23.9
22.5*8.25	8-ø24	ø221	ø275	23.9
22.5*8.25	8-ø26	ø221	ø285	24.2
22.5*8.25	8-ø32	ø221	ø285	24.2
22.5*8.25	10-ø26	ø220	ø285.75	18.5, 19.5, 20.5, 21.5, 22.5
22.5*8.25	10-ø26	ø281.2	ø335	21.5, 22.5, 23.1, 24
22.5*8.25	10-ø32	ø222	ø285.75	24.0
22.5*9.0	8-ø32	ø221	ø285	27.5
22.5*9.0	10-ø26	ø281.2	ø335	23.5, 25, 26.1
22.5*9.0	10-ø26	ø220	ø285.75	27.7
22.5*9.0	10-ø32	ø281.2	ø335	26.0
22.5*9.0	10-ø32	ø220	ø285.75	27.6
22.5*11.75	8-ø26	ø220	ø285.75	26.5
22.5*11.75	10-ø26	ø281.2	ø335	23.4, 24.9
22.5*11.75	10-ø26	ø220	ø285.75	25.0
22.5*11.75	10-ø32	ø281.2	ø335	23.2
22.5*11.75	10-ø32	ø281.2	ø335	25.6
22.5*11.75	10-ø32	ø221.5	ø285.75	26.1
22.5*13.0	10-ø26	ø281.2	ø335	30.2
22.5*13.0	10-ø26	ø220	ø285.75	32.2
22.5*14.0	10-ø26	ø281.2	ø335	32.9
22.5*14.0	10-ø32	ø281.2	ø335	32.9
22.5*14.0	10-ø26	ø220	ø285.75	34.7
24.5*8.25	8-ø26	ø221	ø285.75	30.7
24.5*8.25	10-ø26	ø281.2	ø335	28.7
24.5*8.25	10-ø26	ø220	ø285.75	30.1
24.5*8.25	10-ø32	ø220	ø285.75	30.0



BTE
BETTER HOLDING

STEEL WHEEL

Wheel Size	Center Hole	P.C.D.	Bolt hole	Offset	Weight	Vent Hole
17.5x6.00	ø161	ø205	6-ø21 1x45°	127	21.5kg	6 Round/Oval
22.5x7.50	ø281	ø335	10-ø26 1x45°	165	33.5kg	10 Round/Oval
22.5x7.50	ø281	ø335	10-ø26 1x45°	165	33kg	10 Round/Oval
22.5x7.50	ø221	ø275	8-ø24 1x45°	153	34.5kg	8 Round/Oval
22.5x7.50	ø221	ø275	8-ø24 1x45°	152	35.5kg	8 Round/Oval
22.5x8.25	ø281	ø335	10-ø26 1x45°	169	34.5kg	10 Round/Oval
22.5x8.25	ø281	ø335	10-ø26 1x45°	169	33kg	10 Round/Oval
22.5x8.25	ø281	ø335	10-ø26 1x45°	169	34kg	10 Round/Oval
22.5x8.25 Demountable	-	-	-	120	31kg	-
22.5x11.75	ø281	ø335	10-ø26 1x45°	0	43.5kg	18 Round



ALUMINUM WHEEL

Wheel Size	Center Hole	P.C.D.	Bolt hole	Offset	Weight	Vent Hole
17.5x6.00	ø161	ø205	6-ø21 1x45°	114/134	13.5kg	8 Round
17.5x6.00	ø161	ø205	6-ø21 1x45°	114/134	13.5kg	10 Square
22.5x8.25	ø281.2	ø335	10-ø26 1x45°	145.3/166	21.5kg	10 Round
22.5x8.25	ø281.2	ø335	10-ø26 1x45°	145.7/166	21kg	10 Round
22.5x8.25	ø281.2	ø335	10-ø26 1x45°	145/168	24.5kg	10 Square
22.5x11.75	ø281.2	ø335	10-ø26 1x45°	0/24	24.9kg	10 Round

CERTIFICATION



OFFICE ADDRESS: Room 706 , Building 7 SIIC Center , No.188 Haier Road , Laoshan District , Qingdao , China
 FACTORY ADDRESS: No.25 Guangkai Road,Guangrao Economic Development Zone,Dongying,Shandong,China
 E-MAIL: bettersonia@betterwheel.cn | TEL: 0086-532-66888222 | FAX: 0086-532-68721976 | WEB: www.btegroup.cn

STEEL WHEEL

Wheel Size	Center Hole	P.C.D.	Bolt hole	Offset	Thickness	Weight	Vent Hole
17.5x6.00	ø146	ø203.2	5-ø29 SR22	118	5/10mm	22kg	5 Round/Oval
17.5x6.00	ø150	ø208	5-ø32 SR22	127	5/10mm	21.5kg	5 Round/Oval
17.5x6.00	ø161	ø205	6-ø21 SR22	127	5/10mm	21.5kg	6 Round/Oval
17.5x6.00	ø164	ø222.25	6-ø32 SR22	135	5/10mm	21.5kg	6 Round/Oval
17.5x6.00	ø164	ø222.25	6-ø32 SR22	127	6/12mm	25kg	6 Round/Oval
17.5x6.75	ø176	ø225	10-ø26 1x45°	142	5/10mm	22kg	5 Round/Oval
17.5x6.75	ø176	ø225	10-ø26 1x45°	142	6/12mm	26.5kg	5 Round/Oval
17.5x6.75	ø164	ø222.25	6-ø32 SR22	137	5/10mm	22.5kg	6 Round/Oval
17.5x6.75	ø164	ø222.25	6-ø32 SR22	127	5/10mm	22.5kg	6 Round/Oval
19.5x6.75	ø164	ø222.25	6-ø32 SR22	140	6/12mm	32.5kg	6 Round/Oval
19.5x6.75	ø164	ø222.25	6-ø32 SR22	145	6/12mm	32.5kg	6 Round/Oval
22.5x8.25	ø281	ø335	10-ø26 1x45°	169	5.5/11mm	34.5kg	10 Round/Oval
22.5x8.25	ø281	ø335	10-ø26 1x45°	169	5/13mm	34kg	10 Round/Oval
22.5x8.25	ø281	ø335	10-ø26 1x45°	169	6/14mm	39kg	10 Round/Oval
22.5x8.25	ø220	ø285.75	10-ø26 1x45°	169	5.5/11mm	34.5kg	10 Round/Oval
22.5x8.25	ø220	ø285.75	10-ø26 1x45°	169	5/13mm	34.5kg	10 Round/Oval
22.5x8.25	ø220	ø285.75	10-ø26 1x45°	169	5.5/13mm	39.2kg	10 Round/Oval
22.5x8.25	ø220	ø285.75	10-ø26 1x45°	169	5.5/13mm	39kg	5 Round/Oval
22.5x8.25	ø220	ø285.75	10-ø26 1x45°	169	5.5/13mm	40kg	2 Oval
22.5x8.25	ø220	ø285.75	10-ø26 1x45°	169	6/14mm	42kg	10 Round/Oval
22.5x8.25	-	-	-	120	6mm	31kg	-
Demountable	-	-	-	-	-	-	-
22.5x9.00	ø281	ø335	10-ø26 1x45°	175	5/13mm	35.5kg	10 Round/Oval
22.5x9.00	ø281	ø335	10-ø26 1x45°	175	6/14mm	39.5kg	10 Round/Oval
22.5x9.00	ø220	ø285.75	10-ø26 1x45°	175	5/13mm	37.5kg	10 Round/Oval
22.5x9.00	ø220	ø285.75	10-ø26 1x45°	175	5.5/13mm	40.5kg	5 Oval
22.5x9.00	ø220	ø285.75	10-ø26 1x45°	175	6/14mm	44.5kg	10 Round/Oval
22.5x13.00	ø281	ø335	10-ø26 1x45°	0	7/14mm	55kg	10 Round
22.5x13.00	ø220	ø285.75	10-ø26 1x45°	0	7/14mm	56.5kg	10 Round
22.5x14.00	ø281	ø335	10-ø26 1x45°	0	7/14mm	56.5kg	20 Round
22.5x14.00	ø220	ø285.75	10-ø26 1x45°	0	7/14mm	58.5kg	10 Round
24.5x8.25	ø220	ø285.75	10-ø26 1x45°	168	4.8/11mm	38kg	2 Oval
24.5x8.25	ø220	ø285.75	10-ø26 1x45°	168	6/14mm	48kg	2 Oval
24.5x8.25	ø220	ø285.75	10-ø26 1x45°	168	7/14mm	52kg	2 Oval
8.5x24	ø281	ø335	10-ø26 1x45°	180	7/14mm	56kg	10 Round
8.5x24	ø281	ø33	10-ø26 1x45	180	7/16m	59kg	10 Round



ALUMINUM WHEEL


Wheel Size	Center Hole	P.C.D.	Bolt hole	Offset	Weight	Vent Hole
22.5x8.25	ø281.2	ø335	10-ø26 1x45°	145/167.7	23.5kg	10 Round
22.5x8.25	ø281.2	ø335	10-ø26 1x45°	145/166	22.5kg	10 Round
22.5x8.25	ø281.2	ø335	10-ø26 1x45°	145/168	24.5kg	10 Square
22.5x8.25	ø220	ø285.75	10-ø26 1x45°	145/168	22.4kg	10 Round
22.5x8.25	ø220	ø285.75	10-ø26 1x45°	145/168	24.3kg	10 Trapezoid
22.5x8.25	ø220	ø285.75	10-ø26 1x45°	144/168	24.2kg	7 Trapezoid
22.5x9.00	ø281.2	ø335	10-ø26 1x45°	152/175.5	24.5kg	10 Round
22.5x9.00	ø220	ø285.75	10-ø26 1x45°	152/175	27kg	10 Round
22.5x13.00	ø281.2	ø335	10-ø26 1x45°	-13/13	26.5kg	10 Round
22.5x13.00	ø220	ø285.75	10-ø26 1x45°	-13/13	28.5kg	10 Round
22.5x14.00	ø281.2	ø335	10-ø26 1x45°	24.5/51	28kg	10 Round
22.5x14.00	ø220	ø285.75	10-ø26 1x45°	24.5/51	29.8kg	10 Round

CERTIFICATION





BTE
BETTER HOLDING



STEEL WHEEL

Wheel Size	Center Hole	P.C.D.	Bolt hole	Offset	Weight	Vent Hole
17.5*6.00	ø176	ø225	10-ø26 1x45°	135	25kg	5 Round/Oval
17.5*6.75	ø176	ø225	10-ø26 1x45°	145	26kg	5 Round/Oval
17.5*6.75	ø161	ø205	6-ø21 SR16	0	26kg	6 Round/Oval
19.5*6.75	ø221	ø275	8-ø24 1x45°	140	31kg	8 Round/Oval
19.5*6.75	ø221	ø275	8-ø24 1x45°	145	31kg	8 Round/Oval
19.5*7.50	ø221	ø275	8-ø24 1x45°	152	32kg	8 Round
19.5*7.50	ø221	ø275	8-ø26 1x45°	152	32kg	8 Round
19.5*14.00	ø281	ø335	10-ø26 1x45°	120	45.5kg	10 Oval
19.5*14.00	ø221	ø275	8-ø26 SR18	0	47.5kg	8 Oval
19.5*14.00	ø221	ø275	8-ø21.5 SR18	0	48.5kg	8 Oval
22.5*8.25	ø281	ø335	10-ø26 1x45°	170	43kg	10 Round
22.5*9.00	ø281	ø335	10-ø26 1x45°	175	43.5kg	10 Round
22.5*9.00	ø281	ø335	10-ø26 1x45°	175	48kg	10 Round
22.5*11.75	ø281	ø335	10-ø26 1x45°	0	47kg	18 Round
22.5*11.75	ø281	ø335	10-ø26 1x45°	120	45.5kg	18 Round
22.5*11.75	ø281	ø335	10-ø26 1x45°	135	46.5kg	10 Round
22.5*11.75	ø221	ø275	8-ø24 1x45°	0	46kg	8 Round
22.5*13.00	ø281	ø335	10-ø26 1x45°	0	56kg	20 Round
22.5*14.00	ø281	ø335	10-ø26 1x45°	0	56.5kg	20 Round

CERTIFICATION



OFFICE ADDRESS: Room 706 , Building 7 SIIC Center , No.188 Haier Road , Laoshan District , Qingdao , China

FACTORY ADDRESS: No.25 Guangkai Road,Guangrao Economic Development Zone,Dongying,Shandong,China

E-MAIL: bettersonia@betterwheel.cn | TEL: 0086-532-66888222 | FAX: 0086-532-68721976 | WEB: www.btegroup.cn



ALUMINUM WHEEL

Wheel Size	Center Hole	P.C.D.	Bolt hole	Offset	Weight	Vent Hole
17.5*6.75	ø176	ø225	10-ø26 1x45°	120/141	13.8kg	5 Round
22.5*8.25	ø281	ø335	10-ø26 1x45°	145/168	25.2kg	10 Round
22.5*8.25	ø281	ø335	10-ø26 1x45°	145/168	25.1kg	10 Round
22.5*9.00	ø281	ø335	10-ø26 1x45°	152/176	26.1kg	10 Round
22.5*11.75	ø281	ø335	10-ø26 1x45°	0/24	24.9kg	10 Round
22.5*11.75	ø281	ø335	10-ø32 1x45°	0/24	24.9kg	10 Round
22.5*11.75	ø281	ø335	10-ø26 1x45°	120/145.6	24kg	10 Round
22.5*11.75	ø281	ø335	10-ø26 1x45°	120/145.6	27kg	10 Round

CERTIFICATION

